



190 LPW
High Efficacy

- Field selectable CCT & WATT
- Rugged die-casting housing with advanced thermal management
- High transmission lens
- Clear PC or Aluminum dome reflector available
- Multiple distribution 60/90/120°
- Universal voltage (120-277V) & High voltage (120-347V)
- IP65 Wet location rated
- ETL Listed, DLC qualified
- 5 years warranty



ORDERING GUIDE

PART #	INPUT (Vac)	OUTPUT (W)	LUMEN OUTPUT (LM)	EFFICACY (LPW)	CRI	AVAILABLE CCT (K)	DIMMING	FINISH	CERTIFICATION
RHBH-100	100-277	100	15000	190	>70	3000, 4000, 5000 single cct	0-10V	Black /White	ETL, DLC
RHBH-150	100-277	150	22500	190	>70	3000, 4000, 5000 single cct	0-10V	Black /White	ETL, DLC
RHBH-200	100-277	200	30000	190	>70	3000, 4000, 5000 single cct	0-10V	Black /White	ETL, DLC
RHBH-240	100-277	240	37500	190	>70	3000, 4000, 5000 single cct	0-10V	Black /White	ETL, DLC

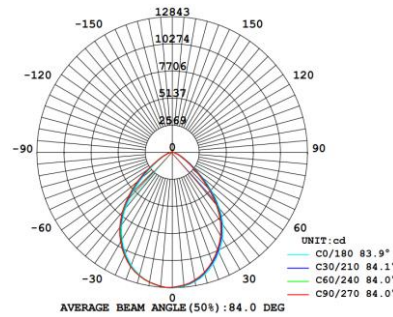
ACCESSORIES OPTIONAL:



- Easy plug & play PIR motion sensor, or microwave sensor with remote.
- Built-in BLE Mesh module, networked lighting control, optional with Tuya, Keilton, or Casambi App.



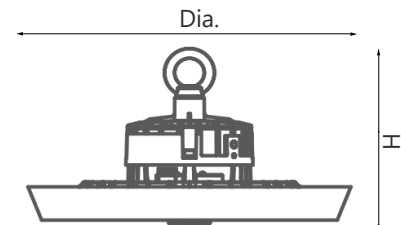

LUMINAIRE PHOTOMETRIC



IESNA	LM-63-2002
Light source	LED 2835
Input Watts	150W
Total Lumens	22507.5lm
Efficiency	150LPW
Beam Angle	84 DEG

DIMENSION

Size (mm)	100W	150W	200W	240W
Dia.	308	321	331	385
H	172	174	179	194



PACKAGING

PART#	UNIT / BOX	MASTER BOX	WEIGHT	UNITS/40'HQ FCL	VOLUMN	WEIGHT
RHBH-100	1	305 x 305 x 175 mm	3.5 KG	4050	66 CBM	14,189 KG
RHBH-150	1	315 x 315 x 175 mm	3.8 KG	3800	66 CBM	14,443 KG
RHBH-200	1	335 x 335 x 185 mm	4.1 KG	3180	66 CBM	13,033 KG
RHBH-240	1	335 x 335 x 185 mm	4.3 KG	3180	66 CBM	13,669 KG